




Palomar Engineers™

PB-1 to PB-16 QRP/Receiving Balun/Unun



Balun is 1.5" wide

Ratios: 1:1, 1.5:1, 2:1, 3:1, 4:1, 5:1, 6:1, 7.5:1, 9:1, 12:1, 16:1

PALOMAR ENGINEERS

MODEL PB BALUN

Model PB comes in various ratios as shown in the table below. The model number is marked on the nameplate. For example, to match a 75 ohm dipole to a 50 ohm cable use model PB-1.5. To match a 300 ohm folded dipole to a 50 ohm cable use model PB-6.

Model	Ratio	Matches 50 ohms to
PB-1	1:1	50 ohms
PB-1.5	1.5:1	75 ohms
PB-2	2:1	100 ohms
PB-3	3:1	150 ohms
PB-4	4:1	200 ohms
PB-5	5:1	250 ohms
PB-6	6:1	300 ohms
PB-7.5	7.5:1	375 ohms
PB-9	9:1	450 ohms
PB-12	12:1	600 ohms
PB-16	16:1	800 ohms

There are four terminals on the balun marked GND, OUT, IN and OUT. Connect the coaxial cable center conductor to IN and the shield to GND. The two OUT terminals go to the balanced load.

Model PB is weatherproof and all hardware is stainless steel so it can be used at the antenna feedpoint. Use an insulator to take the antenna tension. Mount the balun on this insulator. Loop the coax over the insulator and tape it so the insulator also takes the cable weight.

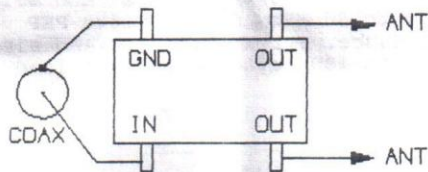
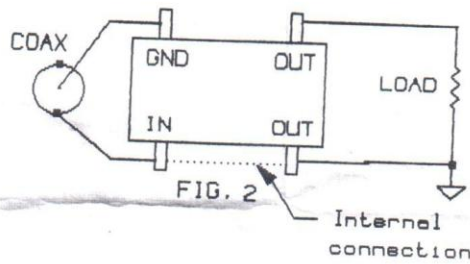
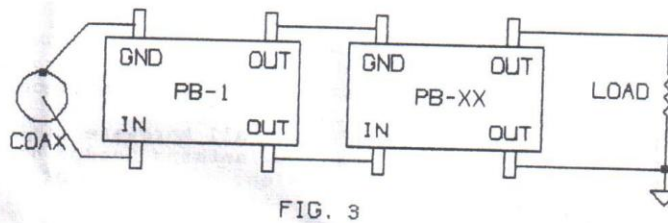


FIG. 1

Unbalanced to Unbalanced Transformer. Models PB-3, PB-4, PB-5, and PB-7.5 can be used as UNUN (UNbalanced-to-UNbalanced) transformers by wiring them as shown in Fig. 2.



All other PB baluns, if used as UNUNs, require a 1:1 balun (such as a PB-1) between the coaxial line and their input. See Fig. 3. Usually it is more economical to use Palomar UU series UNUNs for these applications.



PB baluns are 3/4" x 3/4" x 1-1/2" and weigh 1-1/2 oz. They operate from 1.7 to 30 MHz at 350 watts PEP when terminated in their rated impedance. For AM or RTTY and similar service power should be limited to 100 watts at matched load.

PALOMAR ENGINEERS
P.O. Box 462222, Escondido, California 9204

U.S.A.